

YOUR GUIDE TO CARAVANNING

- ✓ **LOADING YOUR VAN**
- ✓ **CARAVAN SWAY**
- ✓ **CARAVAN MAINTENANCE & SERVICING**
- ✓ **QUICK CARAVANNING TIPS**

If you are going to purchase a trailer or caravan, it is critical that you give careful consideration to your vehicle's towing capacities, your caravans weight capacities and what you plan to do on your travelling journeys prior to making your purchase.


Caravanning is where memories are created, to ensure safe and happy travels follow the below caravanning tips for safe and pleasant travels.




Loading your van

Sensible Loading

- HEAVY ITEMS
- MEDIUM ITEMS
- LIGHT ITEMS



✗ INCORRECT LOADING



With your caravan, it is important not to overload your caravan. You should not exceed the maximum load specified or recommended by the caravan manufacturer, nor should you exceed the tyre or coupling capacity.


The way you load your tow vehicle and caravan will not only have impacts on your capacities but also,

on the tow ability of your caravan. As shown in 'Sensible Loading' diagrams, if you load your towing vehicle to the rear or caravan to the front it will make the weight heavier on the tow ball lifting the front of the car and placing more weight on the rear axle or the towing vehicle, which then may exceed the tow ball capacity or rear axle capacity of the tow vehicle.

When loading your caravan always be mindful of your weight capacities but as a guide heavy items should be low down and close to the axle/s.

Caravan Sway

With your caravan, it is important not to overload your caravan. You should not exceed the maximum load specified or recommended by the caravan manufacturer, nor should you exceed the tyre or coupling capacity.



Don't try to steer out of the swaying / snaking. Alternatively hold the vehicle steady and try to stay in the lane. Gently apply the caravan's electric brakes using the manual control in the tow vehicle. Otherwise, where conditions permit, continue at a



Go make some memories

gomakesomememories.com.au

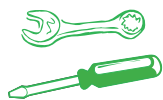
© Caravan Industry Victoria, 2018

steady speed or accelerate slightly until the sway stops.

When a condition of sway has been corrected, slow down and pull off the road safely. Check that your load is correctly distributed within the trailer, making sure that heavier items are placed over the axles of the caravan. A caravan that doesn't have the load distributed correctly may not handle well and may be the cause of swaying / snaking.

For safety and ease of towing the ball mass (the mass towards the front of the trailer carried by the tow ball of the towing vehicle), should be a suitable weight for the caravan, towing vehicle and take into considerations the capacities of both the towing vehicle and caravan. All weights including the ball mass should always be checked as depending on the loading including the fluids (water and gas) can vary at any moment in time. Weights can be measured either at a weighbridge or by using appropriate weighing devices.

Caravan maintenance and servicing



Regular maintenance of your vehicle and trailer is essential for safe towing and happy caravanning. Have them checked regularly to ensure they are in a safe and roadworthy condition.

Caravan servicing is carried out to ensure that your caravan operates reliably, efficiently and is maintained to maximise the life span. Avoiding a service will lead to undue stress on components which will lead to expensive and inconvenient breakdowns. Regular servicing identifies potentially dangerous wear and tear on vital suspension and braking components in your caravan. Service your caravan and keep your family safe on the roads.

Additionally, some items have life cycles such as tyres and gas cylinders additionally some components are required by law to be checked regularly such as gas and electrical equipment.

Caravan Industry Association Victoria has created an accreditation program for Service and Repair companies called 'Service Safe' where participants are contractually bound to meet the Caravan Industry Association Victoria business, training and equipment standards. For more information head to www.gomakesomememories.com.au



Quick Caravanning Tips

- Know your weights and capacities of your car and caravan
- Load your caravan wisely
- Practice in advance – Ensure you are confident towing on a long trip, by having a few practices runs to iron out any issues
- Know the dimensions of your tow vehicle and caravan – for example for the heights and widths of bridges or by adding items on the rear such as bikes can breach the legal dimensional requirements
- Ensure safe braking distances when travelling – with a caravan on the back depending on its load will alter the braking capability and stopping time
- Take care when cornering – when towing the length and turning circles will vary depending on the length of your caravan and the distance from the coupling to the axles
- Be wary of your clearances – beware of your clearances underneath your caravan in the approach, ramp over and departure angles including the draw bar. Think about all driveways as they all have different entry and exit angles
- Ensure all your items are secured when travelling – nothing like an awning flying open while travelling or opening the entry door to the caravan and noticing your items are all the floor as they have not been secured before travelling
- Check before conducting any DIY – if you plan to add any items always check as you may be in breach of a regulation or alter the towing characteristics of the caravan